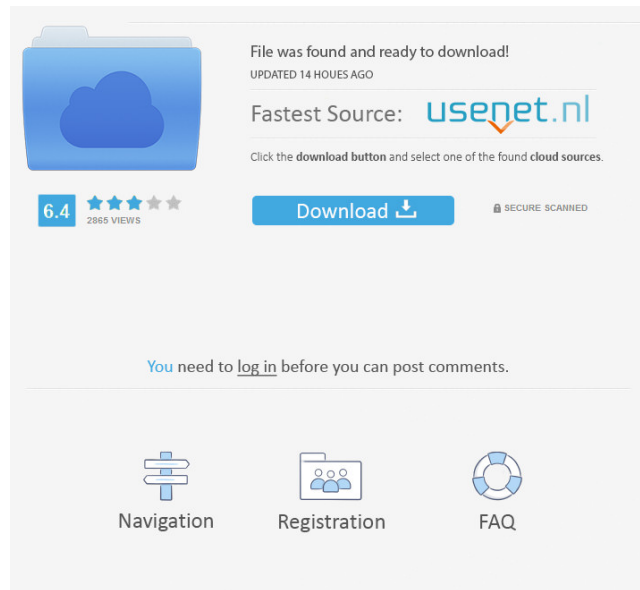


---


## Subatomic Crack PC/Windows





File was found and ready to download!  
UPDATED 14 HOURS AGO

Fastest Source: [usenet.nl](#)

Click the **download button** and select one of the found **cloud sources**.

6.4  2865 VIEWS

[Download](#)   SECURE SCANNED

You need to [log in](#) before you can post comments.

[Navigation](#) [Registration](#) [FAQ](#)

The Subatomic Reverb VST plugin is a great tool for that thick reverb sound you like to hear in your kicks. I wanted this effect to be as natural as possible, so I used a physical room model to simulate the space and weaved in a couple of delays and reverb from a few native plugins. The usage is very simple. A couple of parameter controls at your disposal are: Decay, Decay Range, Level, Width, Mix, Mix Level, Mix Range, Mix Range Level, Mix Range Width, Mix Width, Sustain, Decay Sustain

---

and Mid Boost. Every parameter can be controlled between 0 to -12dB. Use it for your next track! Subatomic Tech: If you want to know a bit about my plugins, please read this page about my plugins. I also have a YouTube channel with lots of tutorials and gameplay videos to check out. \*Two sample FX \*Visualize param settings \*Audio samples A highly dynamic, complex and additive sound... inspired by time loops and delays... accentuated by an ultra-futuristic percussive sound that is just the beginning. When you play the kicks, the reverbs start to come in

---

and rise to the surface of the mix. As time passes, we see 'time loop' style effects, while all the elements recede as the track slowly fades away. Over a kick, it takes some time for all the frequencies to spread out and get equalized, so there will be a different characteristic in the kick if you vary the delay settings on the different delays. The delays should be set low, and the overall mix should be set up for a wide range of frequencies. The delay channel should start with a low level of activity, increasing slightly with every second of playback. There will be no change in the frequency

---

response when the delay is set to its maximum. If the kick is played on its own, or is used as a part of a smaller mix, the kick drum should be panned towards the centre and the kick should be as loud as possible. A panned kick tends to have a more distinct character, although the character of the panned kick will be somewhat diminished if the sub-kick is played in the middle of a mix, rather than at its peak. The kick should have no effect on any other frequencies

---

KEYMACRO is a plugin that allows you to define a key you want to work with. The plugin is dynamically aware of the pitch of the track. If the plugin is set to work on a key, a waveform is generated for that key and played every time you trigger that key. The plugin is able to generate a straight sine wave for notes between the low C and the middle C. The plugin generates a sound every time you trigger it. // Generates the sound for a specific key //

KeySineGenerator.StartKey = The key you want to work with. If you do

---

not provide a key, it will work for the lowest note of the key //

`KeySineGenerator.Octave` = The octave of the key you want to work with. If you do not provide an octave, it will work for the lowest note of the key // `KeySineGenerator.Length` = The length of the key you want to work with. If you do not provide a length, it will be set to the length of the lowest note // // Returns a path to a file containing the waveform data for the generated sound. // //

References: // // // // // // // // // // // // // // // //  
// // // // 1d6a3396d6

- add sample bank of all the samples from Variax Sample Library  
VARIASPHERE - in the 'Settings' menu, set the sound-source as the micro-controller (Kick) - set the pitch-bend and the pitch bend amount - in the menu 'Polyphony', choose the number of notes played simultaneously (Polyphony) - in the menu 'Chorus', choose the rate of Chorus. Default is 8 x Full (8 x Full) - in the menu 'Drive', choose the drive level to achieve the desired sound. Default is +/- 8. - in the menu 'Pan',



---

choose the Pan level to achieve the desired sound. Default is 0. - in the menu 'Level', set the level of the synth. Default is 0. - in the menu 'Mute', choose whether the synth is mute or not. Default is Mute. Install:

2. The installation is very simple, follow the manual that's provided with the samples (included) and the user guide (included).
3. For Mac OS X, I use VSTPlug-in-Host to install my plug-in.
4. To unload the VST plug-in, run the following command in a terminal window (in Mac OS X).  
In Windows XP/Vista/7: 3. Double-click the.vst file, click 'Install', wait a

---

few seconds until the installation is finished, and open the KONTROL panel. 4. Go to 'VARIASPHERE 1' in the 'DSP' menu and click 'Uninstall' on the right. Then, double-click 'VARIASPHERE 1' in the 'Library' menu and click 'OK' in the dialog. 5. If you have a regular old MIDI keyboard or a MIDI keyboard with a MIDI-foot controller connected to your computer, you can go to the MIDI I/O in the 'MIDI' menu and assign a MIDI controller to the VARIASPHERE 1 synth. 6. If you have an iPhone or an iPad, you can use any of the many apps like MIDI

---

Kick or MIDI Essentials for Windows or OS X. 7. If you have a regular old MIDI keyboard or a MIDI keyboard with a MIDI-foot controller connected to your computer, you can assign a MIDI controller to the KON

What's New In?

This plugin will generate a pure sine wave for that deep sub-kick sound when played a couple of octaves below middle C. It's only for kicks. For now we can not use directly the output of the filter. If you want to add something to the filter or play it all

---

above the range of the C major scale, just add it to the "output" plugin parameter and you can play it there. This plugin will not work on Windows or Mac OS X or Linux because it use FFmpeg to play the input. How to use this plugin: - Select "Audio" from the menu - select "Noise/Distortion" from the "Plugin" window - set the value of "Output Hz" to the frequency you want

Technical: What is a "Coefficient", in this case, the value of the "output" plugin parameter? It's a value that will scale the filter when the input pitch is changed. If the input pitch is not

---

changed, the filter output remains unchanged. In other words, if we set to 0.5 the value of the "output" plugin parameter, the output of the filter will be 0.5 times the input signal. It will generate a pure sine wave and scale it to play it at the input pitch. But if we set it to 0.5, the filter will get the input signal itself and not scale it to play it at the input pitch. For this reason the value of the "output" plugin parameter can not be more than 1. How do I make a sine wave to play a 5/4 chord in the key of C Major? The 5/4 chord that i'm playing is basically this one:

---

## System Requirements For Subatomic:

\* Windows 10 PC \* Minimum GPU of at least DirectX 12 or OpenGL 3.3  
\* Minimum RAM of 8GB \* A 5GB available space on the hard drive (or on a secondary SSD) \* An internet connection Videos:

[https://goodforfans.com/upload/files/2022/06/yzIcp59jnxDw6YmUbywi\\_07\\_06c3c8205b44f582bba17086623961b7\\_file.pdf](https://goodforfans.com/upload/files/2022/06/yzIcp59jnxDw6YmUbywi_07_06c3c8205b44f582bba17086623961b7_file.pdf)  
<https://biahagusata.wixsite.com/bladnatthacuth/post/appnimi-zip-password-locker-mac-win>  
<https://purosautossandiego.com/?p=29890>  
[https://wozyzy.com/upload/files/2022/06/TPi4FwLtMStp9HRxhIX\\_07\\_33bb1ae68439dd17d16fed9d92afe980\\_file.pdf](https://wozyzy.com/upload/files/2022/06/TPi4FwLtMStp9HRxhIX_07_33bb1ae68439dd17d16fed9d92afe980_file.pdf)  
<http://videospornocolombia.com/?p=39739>  
<http://www.roberta-lee-mcleod.com/2022/06/07/ssuite-office-address-book-pro-crack-win-mac/>  
<https://tjmeyerbooks.com/2022/06/07/employee-training-management-and-tracking-software-for-ms-access-crack-free-download-latest/>  
<https://noorfana.com/vovsoft-url-extractor-crack-download-for-windows/>  
<https://confiseriegourmande.be/moo0-file-monitor-9-0-2-crack/>  
<https://max800words.com/imagus-for-firefox-crack-product-key-full-free-download-for-pc>  
<http://richard-wagner-werkstatt.com/?p=17791>  
<https://sltechraq.com/youtube-mass-video-downloader-2-51-1-crack-activation-code-with-keygen-free-download-latest/>  
<https://opiancona.it/comunicazioni/arrow-folder-icon-crack-x64-updated-2022/>  
<http://vincyaviation.com/?p=4114>  
<https://www.raven-guard.info/ispring-suite-dx-1-8-2-crack-download-mac-win-2022/>  
<https://parsiangroup.ca/2022/06/analogx-listmaster-pro-crack-keygen-full-version-for-windows/>  
<https://www.lbbskin.com/journal/beauty/dvd-cover-searcher-crack-activation-key-download-april-2022/>  
[https://colored.club/upload/files/2022/06/soJKtp7FmLDqjWdVKEYS\\_07\\_6834b7d1691dead37a2a23a003096655\\_file.pdf](https://colored.club/upload/files/2022/06/soJKtp7FmLDqjWdVKEYS_07_6834b7d1691dead37a2a23a003096655_file.pdf)  
<https://b-labafrika.net/lingvosoft-picture-dictionary-2008-english-arabic-1-2-25-download/>  
[https://triberhub.com/upload/files/2022/06/HkXUyvcnCKHna6uhYYpq\\_07\\_6834b7d1691dead37a2a23a003096655\\_file.pdf](https://triberhub.com/upload/files/2022/06/HkXUyvcnCKHna6uhYYpq_07_6834b7d1691dead37a2a23a003096655_file.pdf)