

Sondle Capture Screen Assist


[Download](#)





File was found and ready to download!
UPDATED 14 HOURS AGO




Fastest Source: [usenet.nl](#)

Click the **download button** and select one of the found **cloud sources**.

6.4 
2865 VIEWS

[Download](#)   SECURE SCANNED

You need to [log in](#) before you can post comments.

 [Navigation](#)  [Registration](#)  [FAQ](#)

Sondle Capture Screen Assist Crack+ Free License Key [Win/Mac]

Take snapshots and record your desktop screen activity with the Sondle Capture Screen Assist. Take screenshots of any application window or desktop, and record it as an AVI file.

Capture your entire desktop and save it as an AVI file. Record your desktop activity and save the result as a movie file. Record your desktop activity and save the result as a movie file. Record your desktop activity and save the result as a movie file.

Download sondle capture screen assistant "Sondle Capture Screen Assist" description When you start recording a movie or capturing a screen shot, a dialog will pop up to ask you for the new name for the file. It's possible to choose different naming schemes to fit your needs. There are other options to edit the output file, too, you can check the output file properties. "Sondle Capture Screen Assist" features The Sondle Capture Screen Assist is a tool for capturing screenshots and screen recordings. It is designed to be super-easy and intuitive to use. If you are tired of dealing with endless complicated wizards and other complex programs, Sondle Capture Screen Assist is made for you. Sondle Capture Screen Assist uses the video codec H.264/AAC. When

capturing videos, the audio is recorded with FLAC. The output is optimized for screen recording. Available on many platforms You can use Sondle Capture Screen Assist with your Windows PC. It is also available on the Mac OS X, Windows Phone, Blackberry, and more. For beginners Sondle Capture Screen Assist is a simple and straightforward tool for capturing screenshots and screen recordings. No installation is required to use it. After launching, it will automatically start recording, so you can capture anything on your screen at any time. What's New in Version 5.0.4.0 (x86/x64)
Added support for Google Chrome (Browser) on Windows OS
Added support for Safari (Browser) on Mac OS Fixed bugsimport React, { useState } from "react"; import { useEmojis } from "react-emojis"; import Icon from "antd/lib/icon"; import defaultFont from "./defaultFont"; import EmojiList from "./EmojiList"; import Emojis from "./Emojis";

Sondle Capture Screen Assist [Updated]

Easy Photo Movie Maker is a kind of photo slide show software, which is designed to help you make photo movies with ease. You can edit any photos and clip videos to make a professional and unique photo movies. With this software, you can also combine

your photos and videos into one movie with transition effects. Easy Photo Movie Maker gives you the best tools to help you edit and create your photo and video slideshow. Now you can create a slideshow with wonderful graphics and transitions. Main Features:

1. It can create photo slideshows in several different ways:
 - A. Create Photo Slideshows With Pictures and Background Music
 - B. Create Photo Slideshows With Pictures, Background Music, and Effects
 - C. Create Photo Slideshows With Pictures and Background Music and Transitions
 - D. Create Photo Slideshows With Pictures and Background Music, Transitions, and Effects
2. Choose Pictures and videos from your computer, device, or network.
3. Customize the transition effects for your photo slideshow:
 - A. Special Transitions
 - B. Select Transitions
4. Quickly show a movie slideshow, slide show, or photo slideshow.
5. Create background music and set it as the slideshow background.
6. Easily export the slideshow to VCD, DVD, AVI, MP4, WMV, FLV, MOV, MPEG, JPEG, PNG, BMP, and TIFF formats and save them on a CD, DVD, hard drive, flash memory card, or external hard drive.
7. Preview and edit your movie slideshow before you save it. Extract text or picture from video by using its ID or meta data. It support both picture and text. It can extract text from video even with the video duration is less than 5

seconds. It can extract text from video with transparent image.
Functions: 1. Extract text from video files and save it to files or clipboard. 2. Extract pictures from video files and save it to files or clipboard. 3. Extract text or picture from video files using video ID. 4. Extract picture from video files using video ID. 5. Extract text or picture from video files by using meta data. 6. Extract picture or text from video files by using meta data. 7. Extract pictures from video files by using meta data. 8. Extract pictures from video files by using video ID. 9. Extract pictures from video files by using video ID. 1d6a3396d6

Sondle Capture Screen Assist Crack Keygen Free Download

- Record your desktop as well as the activities in the selected windows or areas of your desktop.
- Capture screenshots and take a snapshot of your entire desktop.
- Take screenshots of a single window, an area of the desktop or your entire desktop.
- Generate screenshots of multiple windows or all the windows at once.
- Save the screenshots as JPG, GIF, BMP or WMV file format.
- Choose between the snapshot and the video file output.
- Sondle Capture Screen Assist uses a small amount of your computer's resources.
- Take screenshots, record and save videos in AVI, MOV, MP4, WMV, MPG, FLV, 3GP and other video formats.
- Export the captured screenshots and videos to various image formats such as JPG, PNG, BMP and others.
- The application can be saved as a desktop shortcut on your desktop, allowing you to quickly and easily launch it at any time.
- In addition to saving your screen recordings as desktop icons, the application can also be made to run silently in the background.
- Copy and paste a screenshot or a video clip.
- A list of all screenshots and videos is also displayed when you start the application.
- Drag and drop captured images and videos to other programs.
- Generate a

screenshot of an Internet address in your web browser. • Share your captured images and videos by sending them via email. • Record your desktop as well as the activities in the selected windows or areas of your desktop. • Record your desktop activity and save the result as an AVI file on your computer. • Capture screenshots of your desktop and save them as BMP or JPEG images. • Take snapshots of your screen and save them as BMP or JPEG images. • Share your screenshots and videos with your friends, family and colleagues via email, messaging, printing and via social networks. Sondle Capture Screen Assist Review No, the application does not include an Anti-Virus software. It works by capturing your desktop activity while the program is running and stores the result as video or snapshot files. It is a lightweight application, which runs without consuming much of your computer's resources. All images are screenshots of the program interface. You can save recorded screenshots to your computer as desktop shortcuts or make the program run silently in the background. That's it! It is easy to

What's New In Sondle Capture Screen Assist?

After many hours of hard work, we are proud to introduce you

the latest version of Sondle Screen Assist: Sondle Screen Assist 1.2.2, a screen recording software tool that can record your entire desktop and save the result as AVI video files or as BMP or JPEG screen images. Use the newly added Resize Window option to resize the recording area, which is useful if you want to capture a smaller part of your desktop activity Add a notification area to see a status bar with program's current recording status Sondle Screen Assist is an easy-to-use screen recording software tool that allows you to record your entire desktop and save the resulting video file to your hard drive. It works with all modern video files, it is compatible with all video capture cards, including USB ones and has no limits on file size. The first thing you see when launching Sondle Screen Assist is a wizard, which is a prerequisite to start using the application. This wizard enables you to input a custom recording area, which will be used to capture the screen activity. In addition to the capture area, the wizard also has a number of other options. You can enable or disable the screen drawing window, you can change the resolution of the recorded video, and choose the output format and file name. You can also use the Resize Window option, which lets you resize the capture area to a certain size and position it on the screen. While it is not possible to use this option if the capture area is in the

center of the screen, it is possible to change its position and scale, which is very convenient if you want to save a smaller part of the screen activity. You can also use the Record while Playing option, which lets you record your desktop while it is being displayed on the screen. This can be a real advantage for people that want to record tutorials or demos. If you want to see a bigger picture, you can use the preview window, which shows you a real-time view of what will be recorded. It is possible to use this window in the Full Screen mode, which has a number of features: it will keep the capture area in the center of the screen, it will start the recording when you press a hot key, and it will stop the recording if you press another hot key. When it comes to the output format, the program has three choices: AVI video files, BMP images and JPEG screen snapshots. All of them can be easily saved to your computer and can be easily played back using any software package. Since the size of the AVI video files is limited by the video capture card, you can always convert the resulting video files to other formats, such as MP4 or WMV. The program uses a floating main window to display its status bar and controls. All of the options are arranged in a logical way to make it easy to use and navigate around the program

System Requirements For Sondle Capture Screen Assist:

Minimum: OS: Windows Vista or newer (32 or 64 bit) Processor: Intel Pentium 4, 2.0GHz (or newer) Memory: 1 GB RAM (32 bit) or 2 GB RAM (64 bit) Graphics: Intel GMA 965 or equivalent DirectX: Version 9.0c (or newer) Storage: 50 MB available space
Additional Notes: Program and data files must be installed on a secondary hard drive (or a part of a RAID array) Recommended

Related links:

https://influencerstech.com/upload/files/2022/06/I4skNmR4Ko7XinH1snQt_07_c3c5c493b34d37002389efe2ba55d60e_file.pdf
<http://www.brumasrl.com/en/folder-tree-creator-crack-download/>
<https://nashvilleopportunity.com/mp3-tagger-free-x64-latest-2022/>
https://noravaran.com/wp-content/uploads/2022/06/DLink_DGL4100_Quick_Router_Setup.pdf
<https://whatsatienda.com/wp-content/uploads/2022/06/Vectorworks.pdf>
<https://thewhicerselearan.wixsite.com/exatacul/post/dom4j-1-6-1-free-2022>
<https://thetalkingclouds.com/wp-content/uploads/2022/06/eiscalea.pdf>
<https://marijuanabeginner.com/?p=70103>
https://spacefather.com/andfriends/upload/files/2022/06/rBbZozg19rUj3MqxpzPq_07_c3c5c493b34d37002389efe2ba55d60e_file.pdf
<https://writeforus.website/wp-content/uploads/2022/06/Atrex.pdf>
<http://www.ndvadvisers.com/off-by-one-browser-crack-full-product-key-download-for-pc-2022/>
<http://journeytwintotheunknown.com/?p=2529>
<http://www.vxc.pl/?p=3680>
<https://hanffreunde-braunschweig.de/silicon-labs-mcu-production-programmer-crack-keygen-free-updated-2022/>
https://atlantickneerestoration.com/wp-content/uploads/2022/06/Computech_Free_PNG_Compressor.pdf
<https://corona-station.com/wp-content/uploads/2022/06/PigFontViewer.pdf>

https://baptizein.com/upload/files/2022/06/2tepQOhGLtNyF9kDBHGV_07_c3c5c493b34d37002389efe2ba55d60e_file.pdf
<https://fraenkische-rezepte.com/multiyahoo-free-win-mac/>
<https://theblinkapp.com/portable-md5-salted-hash-cracker-crack-for-pc-final-2022/>
<http://www.hony.nl/?p=54633>